



SLATWALL

**1 1/2" and 3" Center to Center
Systems and Trims**

Strong, Interchangeable Profiles

4' x 4' and 4' x 8' Kits Available

3"

**Combination
1 1/2" and 3"**

1 1/2"



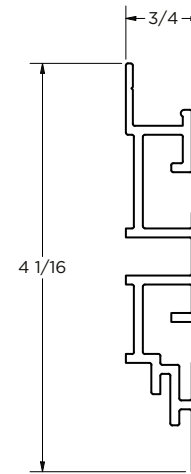
Slatwall Systems

Monarch MSLAT Slatwall System Profiles

NEW
PRODUCT

Features

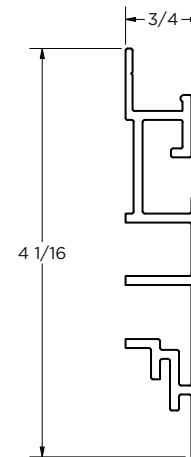
- Stackable slatwall profile, with (2), 1 1/2" On-Center Slots
- Hidden Fastener Installation
- Interchangeable and Compatible with MMSLAT3.0
- 4x4 and 8x4 Panel Kits Available with Trims
- Available in Mill Finish, Clear Anodized, and Custom Powder coat



MSLAT1.5

Features

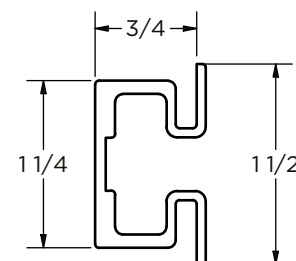
- Stackable slatwall profile, with (1) 3" On-Center Slot
- Hidden Fastener Installation
- Interchangeable and Compatible with MMSLAT1.5
- 4x4 and 8x4 Panel Kits Available with Trims
- Available in Mill Finish, Clear Anodized, and Custom Powder coat



MSLAT3.0

Features

- Standalone Single Slatwall Profile
- Allows for Placement anywhere a slat is needed
- Designed to Integrate with 1/8" and 3/4" Panels
- Available in Mill Finish, Clear Anodized, and Custom Powder coat



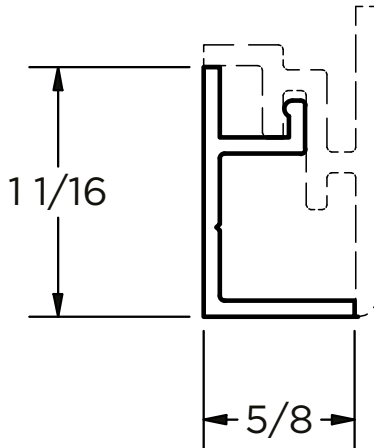
MSLAT

Slatwall Accessories

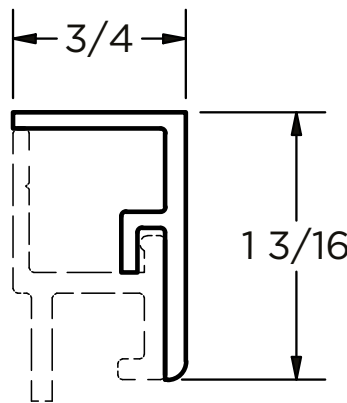
Monarch Slatwall System Accessories



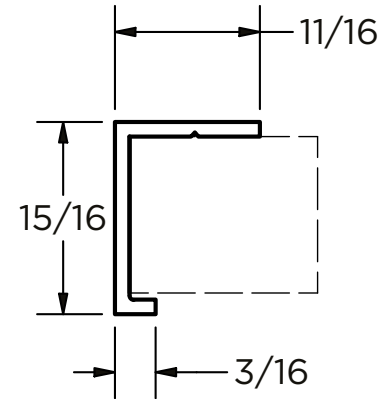
SLATWALL



MSLATSR



MSLATHT



MSLATVT

Slatwall Systems Overview

Monarch Metal's new MSLAT System of profiles and accessories has been designed to supply users in retail, commercial, and residential sectors with the finest aluminum slatwall system on the market.

MSLAT1.5 and 3.0 are stackable slatwall profiles that have been designed to work seamlessly with each other to provide a strong and highly configurable slatwall system. The system begins with our MSLATSR System Starter Rail, finishes at the top with our MSLATHT System Head Trim, and finally with our MSLATVT System Vertical Trim.

The system uses a hidden fastener system and unique flush-face stacking that eliminates unsightly seams.

Our MSLAT Single Slatwall profile is an incredibly versatile solution for users that need a minimal slatwall option or highly custom spacing. It has been designed to work directly with 1/8" or 3/4" finish materials so it can be integrated into most interior panel or drywall finishes.