

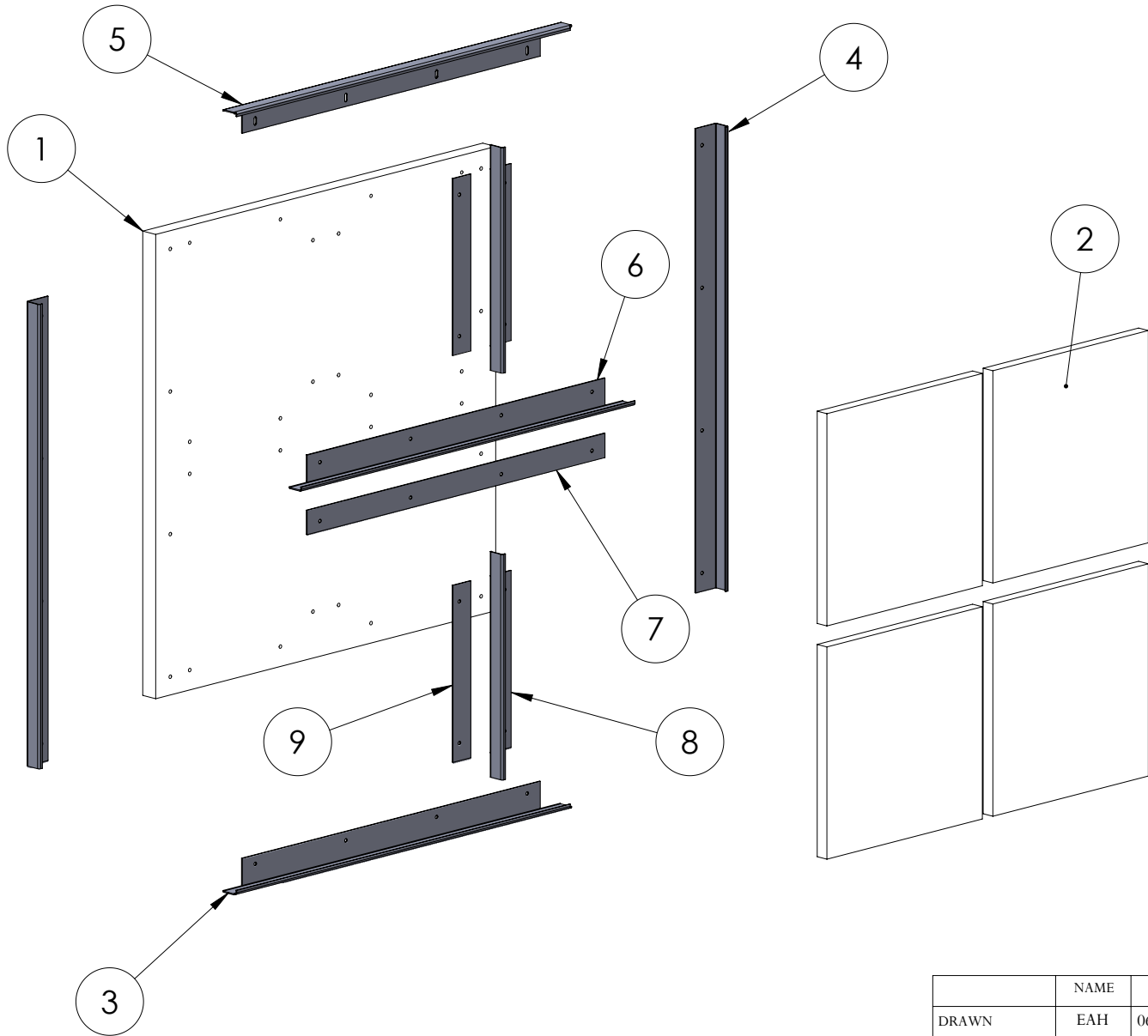
# Stainless Wall Panel System

The panel trim is fabricated from pre-finished material, often saving up to 2/3 of the cost

The panels mount quickly and easily on ordinary Monarch Z Clips

Variety of finishes available including brushed, mirror and dull





ITEM NO.	Description
1	Wall
2	Panel
3	Bottom Edge Trim
4	Vertical Edge Trim
5	Top Edge Trim - Slotted
6	Horizontal Reveal - J Hooked Component
7	Horizontal Reveal - Flat Component
8	Vertical Reveal - J Hooked Component
9	Vertical Reveal - Flat Component



TITLE:  
**Stainless WPS 0.25" Exposed -  
 Exploded Assembly**


	NAME	DATE
DRAWN	EAH	06/09/15
CHECKED	CS	

COMMENTS:

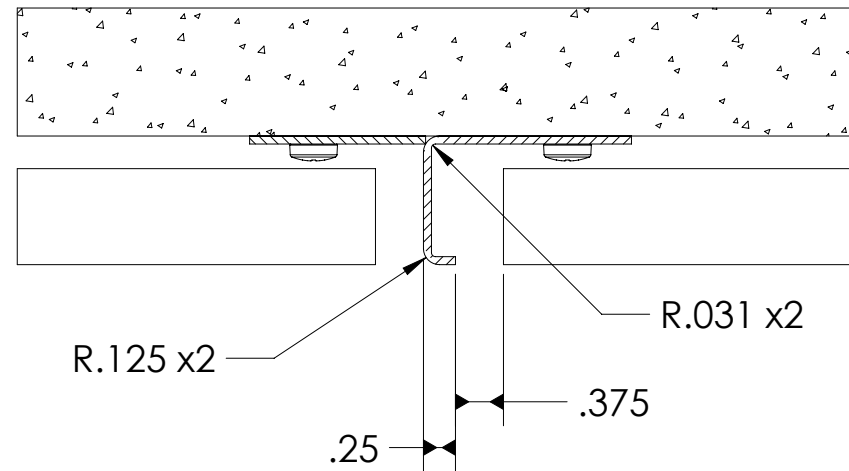
**PROPRIETARY AND CONFIDENTIAL**  
 THE INFORMATION CONTAINED IN THIS DRAWING IS THE SOLE PROPERTY OF MONARCH METAL FABRICATION. ANY REPRODUCTION IN PART OR AS A WHOLE WITHOUT THE WRITTEN PERMISSION OF MONARCH METAL FABRICATION IS PROHIBITED.

MATERIAL  
 FINISH  
 DO NOT SCALE DRAWING

SIZE	DWG. NO.	REV
<b>A</b>	Stainless WPS 0.25" Exposed - Exploded Assembly Drawing	<b>A</b>
SCALE: 1:9	WEIGHT:	SHEET 2 OF 5



SECTION A-A  
SCALE 2 : 3



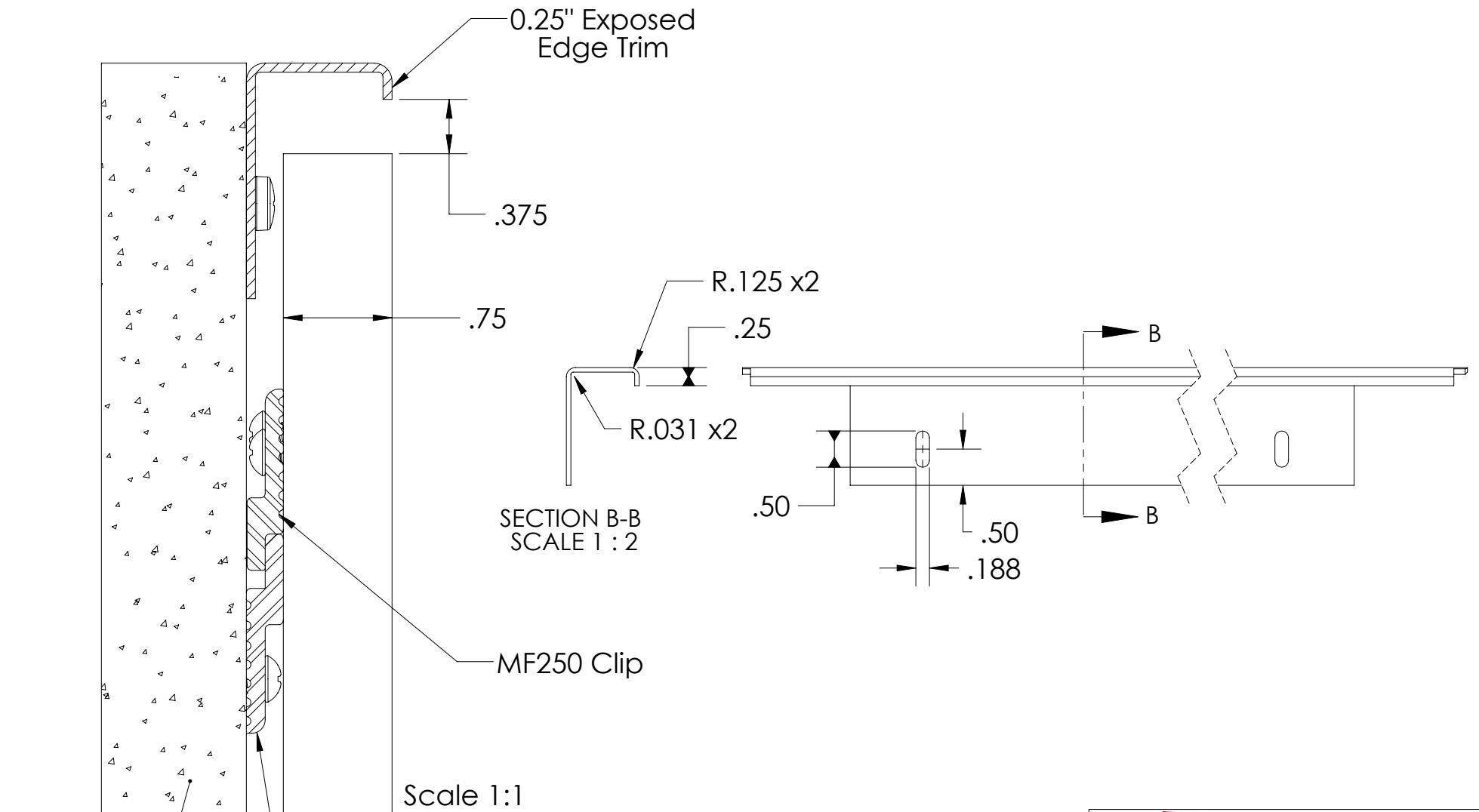
**PROPRIETARY AND CONFIDENTIAL**  
 THE INFORMATION CONTAINED IN THIS DRAWING IS THE SOLE PROPERTY OF MONARCH METAL FABRICATION. ANY REPRODUCTION IN PART OR AS A WHOLE WITHOUT THE WRITTEN PERMISSION OF MONARCH METAL FABRICATION IS PROHIBITED.

MATERIAL  
**Stainless Steel**  
 FINISH  
**Various**  
 DO NOT SCALE DRAWING

	NAME	DATE
DRAWN	EAH	06/13/15
CHECKED	CS	

COMMENTS:

TITLE: <b>Stainless WPS 0.25" Exposed Vertical Reveal Cross Section</b>		
SIZE <b>A</b>	DWG. NO. Stainless WPS 0.25" Exposed Vertical Reveal Cross Section	REV <b>A</b>
SCALE: 1:8	WEIGHT:	SHEET 3 OF 5



MF375 Continuous Clip

**PROPRIETARY AND CONFIDENTIAL**  
 THE INFORMATION CONTAINED IN THIS DRAWING IS THE SOLE PROPERTY OF MONARCH METAL FABRICATION. ANY REPRODUCTION IN PART OR AS A WHOLE WITHOUT THE WRITTEN PERMISSION OF MONARCH METAL FABRICATION IS PROHIBITED.

MATERIAL  
 Stainless Steel  
 FINISH  
 Various  
 DO NOT SCALE DRAWING

	NAME	DATE
DRAWN	EAH	06/13/15
CHECKED	CS	

COMMENTS:

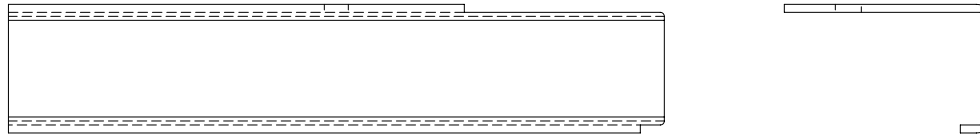


TITLE:  
 Stainless WPS 0.25" Exposed Top Edge Trim Detail

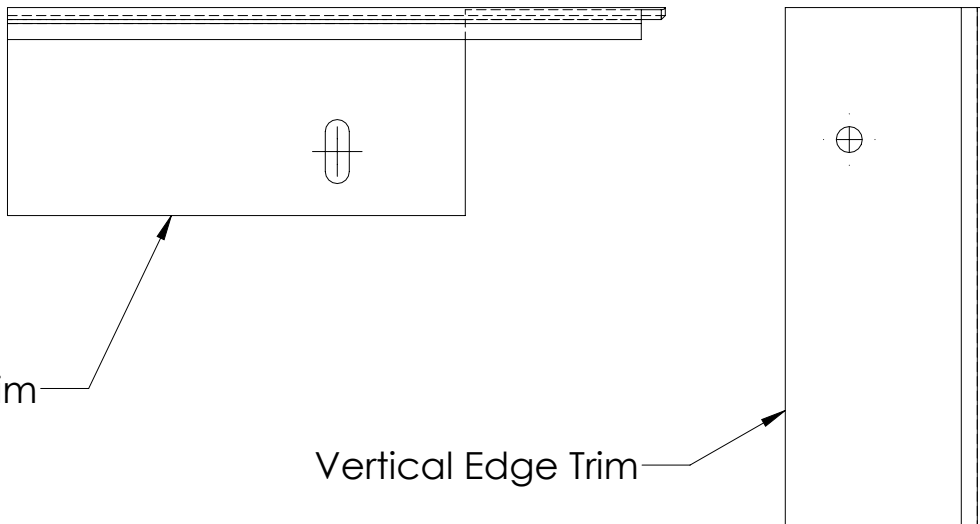
SIZE	DWG. NO.	REV
<b>A</b>	Stainless WPS 0.25 inch Exposed - Top Edge Trim Detail	<b>A</b>

SCALE: 1:2 WEIGHT: SHEET 4 OF 5

### Top View



### Front View



Top Edge Trim

Vertical Edge Trim



**PROPRIETARY AND CONFIDENTIAL**  
 THE INFORMATION CONTAINED IN THIS DRAWING IS THE SOLE PROPERTY OF MONARCH METAL FABRICATION. ANY REPRODUCTION IN PART OR AS A WHOLE WITHOUT THE WRITTEN PERMISSION OF MONARCH METAL FABRICATION IS PROHIBITED.

MATERIAL  
 Stainless Steel  
 FINISH  
 Various  
 DO NOT SCALE DRAWING

	NAME	DATE
DRAWN	EAH	06/13/15
CHECKED	CS	
COMMENTS:		

TITLE:  
**Stainless WPS 0.25" Exposed - Edge Trim Notch Detail**

SIZE	DWG. NO.	REV
<b>A</b>	Stainless WPS 0.25" Exposed - Edge Trim Notch Detail	<b>A</b>

SCALE: 2:3 | WEIGHT: | SHEET 5 OF 5